

Year 1 Newsletter

Class Teacher - Mrs Winter

21st April 2026

Teaching Assistants - Miss Liddell

Hello everyone and welcome back!

We hope you all had a wonderful Easter break.

We are looking forward to getting back into our routines and continuing lots of fun learning.

We would like to take some time to revisit some information and share new routines which will help us as we go forward into our final term in Year 1.



Clothing

The weather is improving and children should be dressed appropriately so they are comfortable both in class and while outside playing. Please ensure your child has a sun hat / cap each day. We aim to keep the children as active as possible during break and lunch times and therefore all children will need to wear practical footwear for school. Velcro shoes are most practical if children cannot tie shoe laces. Please ensure clothing, hats and footwear are named.



Suncream



As the temperatures rise and summer is upon us, children should have suncream applied before school on warm days or when the forecast expects to be warm. For the best protection please use a suitable suncream which will last throughout the school day, has a sun protection factor (SPF) of at least 30 to protect against UVB and is at least 4-star UVA protection rated.

Fruit



As part of the National Fruit Scheme, EYFS and Key Stage 1 children receive fruit or vegetables daily. Children can also bring in their own snack if they prefer, however this must be a healthy snack from home e.g. a cereal bar or fruit. Chocolate and crisps are not allowed for snacks.

Thank you for your support.

P.E



Children will be required to come into school dressed in their PE kit (joggers/shorts, t-shirt and a jumper) on a **Thursday**. **Our new day for PE will start next week**. If your child wears earrings, they will need to be removed by your child, removed before school, or tape can be provided for the PE session.

What is my child learning this term?

Subject	Topics	Key vocabulary	Key facts
History	Ernest Shackleton	Explorer, explore, expedition, mission, rescue, endurance, survival	Ernest Shackleton - A Victorian explorer of the South Pole. His team got closer than anyone ever had and he was knighted when he returned home. He was part of several unsuccessful missions, but another explorer made it before him. His final mission was called Endurance. During this mission, their ship was stuck in ice for 10 months.
Geography	Polar Regions	Arctic, Antarctic, Polar Regions, Continent, Equator, Adapt	The Arctic Circle is in the North and Antarctica is in the South. Antarctica is a continent. Plants and animals have special features of deal with the cold. The ice in the Arctic is melting and this is bad for the polar bears and can even have an impact on us.
Science	Plants	Plant, grow, roots, stem, trunk, leaves, flowers, seeds, bulb, habitat	Identify and name a variety of common plants, including deciduous and evergreen trees. Identify and describe the basic structure of a variety of common flowering plants including trees.
RE	Why is the Bible important to Christians	Christianity, faith, worship, service, Bible, Old Testament, New Testament, parables,	Christians believe in Christianity. The Bible is the holy book of Christianity. It is made of two parts, the Old Testament and the New Testament. The Bible has lots of stories in it called Parables. The Bible is used in church services, at wedding, Christening and funerals. Christians often have a Bible at home and read the stories.
PSHCE	Who keeps us Safe? Look after each other and the world.	Emergency, trusted adult, Fire fighter, Police officer, safe unsafe, danger, community,	Explore who is a trusted adult. What is safe and unsafe. Who can we talk to if we need help. What is an Emergency. How do we contact the emergency services.
Art	Introducing Printing	Printing, texture, pattern, printmaking, impressed printing, relief printing	Exploring different printing techniques. Make a press to form patterns with both the impressed and relief techniques.
DT	Food and Drink	Hygiene, preparation, safety, nutrition, taste, senses	Design a fruit smoothie for the Character Little Donkey. Preparing selected fruit and vegetables safely using appropriate equipment . Evaluate own design.
Computing	Animated Stories Coding Tech around us	Animation, Eraser, font, sound effect, copy, paste Action, command, algorithm, code Device, electronic, technology, hardware	Drawing and animating stories. What is a code? Object, actions and events. Program design. What is technology and how do we use it.
PE	Dance	Stretch, swing, mood, feeling, theme, story, static, friendship, start, middle, end, Lindy Hop.	Respond to a range of stimuli and types of music. Explore space, direction, elevation, mirroring and partner work. Explore a narrative through a short, structured dance.

Phonics Screening Check

What is the Phonics Screening Check?

Children in Year 1 throughout the country will all be taking part in a phonics screening check during the same week in June. Children in Year 2 will also take the check if they did not achieve the required result when in Year 1 or they have not taken the test before. The phonics screening check is designed to confirm whether individual children have learnt phonic decoding and blending skills to an appropriate standard.



What Happens During the Screening?

The test contains 40 words. Each child will sit one-to-one and read each word aloud to a teacher. The test will take approximately 10 minutes per child, although all children are different and will complete the check at their own pace. The list of words the children read is a combination of 20 real words and 20 nonsense words.

How Can I Help My Child at Home?






- Play lots of sound and listening games with your child.
- Read as much as possible to and with your child.
- Encourage and praise – get them to have a 'good guess'.
- If your child is struggling to decode a word, help them by encouraging them to say each sound in the word from left to right.

Medication

Please ensure any inhalers and prescribed medication needed is brought in to school as soon as possible. All medication must be in date and have your child's name on the prescription label.

If your child has been prescribed medication you **MUST** fill in a form which can be found on the school website or at the school office and inform a member of the teaching team. We cannot administer any medication without written consent and instruction.

Some of the books we will read this term:



Thank you for your continued support. As always if you ever have any questions, queries or concerns please do not hesitate to get in touch. Mrs Winter